

NOODLE CREATURES



KIT INCLUDES

- Mini Hot Glue Gun
- Glue Sticks
- Green and Purple Pool Noodle
- 4 Googly Eyes
- Orange & Black Foam Sheets
- Purple & Silver Pipe Cleaners



Step 1 (Spider):

To begin making your spider you will need the orange foam sheet, two googly eyes, scissors, and a pencil.



Step 2 (Spider):

With help from an adult, using the hot glue gun, glue two of your eyes to the orange foam. Trace a border around the shape of the eyes and cut out.



Step 3 (Spider):

Glue your eyes to the side of your purple pool noodle. Make sure to leave space for a mouth. TIP: It is easier to put the glue directly onto the pool noodle. Don't get too close because the tip will melt the noodle.



Step 4 (Spider):

Draw, cut out, and glue on a mouth.



Step 5 (Spider):

Take your 4 purple pipe cleaners and cut them in half.



Step 6 (Spider):

Take your 8 pieces of pipe cleaners and bend them in half to make legs.




Step 7 (Spider):

Stick your legs into the side of your spider. Four on each side. Gluing is not necessary.




Step 8 (Spider):

Use the extra orange foam to add decorations.



Step 1 (Monster):

Use your green noodle to trace a circle on the black foam sheet. Cut your circle out. This will later go on the top of the green foam.



Step 2 (Monster):

Cut out a strip of black foam that is 7.5" long and roughly 1" high. This will be your monster's hair.



Step 3 (Monster):

Begin cutting out triangles along one long side to complete the hair.



Step 4 (Monster):

Cut out a small rectangle for the eyebrow. Use your googly eyes to help figure out the right length.




Step 5 (Monster):

Draw and cut out the number 7 to make your nose.



Step 6 (Monster):

To make the mouth draw the letter W with an extra V or two.




Step 7 (Monster):

You should now have all the parts cut out to make your monster's face including hair, eyebrow, two googly eyes, nose, and mouth.

Step 8 (Monster):

With adult supervision, begin gluing on all the black foam pieces and the googly eyes to the green pool noodle.



Step 9 (Monster):

Cut your silver pipe cleaner in half. Fold one end over to make a loop. Place one on each side of your monster's face.

To watch the video visit www.andersonart.org/videos

Share your work with us!

